





risd | Departement of Teaching + Learning in Art + Design

Final Curriculum Map | October 25, 2011

Brittney Bevel | Mapping Visual Arts Learning

Unit Title: Identity and Place	Unit Goal: Explore different places and their symbolic importance on the individual. Answer the question: How can place define Identity?		
Lesson Goal	Grade	Visual References	Assignment
<p>Students will understand the differences between needs and wants and address the different types of homes in which people live. Students will develop knowledge of structures and structural design. Students will choose and develop symbols.</p>	<p>2-4 NVAS 2, 3, 6</p>	 <p>Brian Chippendale      Miriam Shapiro      Vincent Van Gogh</p>	<p>Create a paper mache or shadow box. Fill the home with symbols and stand ins for necessary items. Who lives in your home? What does your home look like? What items are necessary to make a place a home? How does your home compare to others? What does your home say about you as a person?</p>
<p>Students will discuss their state in relation to the other States and the Nation as a whole. They will learn symbolic design, and understand collage as a medium.</p>	<p>5-8 NVAS 1, 3, 4, 6</p>	 <p>Mike Wilkins      Juane Quick-to-See Smith      Nam June Paik      William T. Wiley</p>	<p>Create a map of your United States. Using found objects, collage, and paint, what does your United States look like? What is important to the different regions? Who lives there? Is your United States the past? Or the Future? How does your identity as an American shape your map?</p>
<p>Students will examine their neighborhood and what makes it different and special. They will learn basics of photography and composition.</p>	<p>1-2 NVAS 1, 5</p>	 <p>William Christenberry      Douglas Sandhage      Berenice Abbott      Walker Evans</p>	<p>Students will bring in images of their house and icons from their neighborhood. They will create a map of your neighborhood by gluing the images onto a piece of paper. Use construction paper to represent streets and other landmarks not in the pictures. What are the important landmarks? What makes this your neighborhood? How do you feel about living there?</p>
<p>Students will examine their place within a global community and their role as citizens within a global community. They will discuss the works of various cultures in history and explore new mediums.</p>	<p>6 NVAS 1, 3, 4, 5</p>	 <p>Wesley Anderegg      Chinese Ceramic (618-907 AD)      Roman Scroll      Ogata Korin      Egyptian Tablet</p>	<p>Create something out of a traditional medium from a culture of the student's choice (Chinese ceramics, Japanese screen paintings, Greek vases, Roman scrolls, Egyptian tablet), but modernize it and add an environmental message. What are some global issues? What is your role as a global citizen? How can you bring about awareness and reform?</p>